

Cliniwash

The Cliniwash is the first completely seamless clinical handwash unit which has completely removed any bacteria traps. The basin is seamlessly connected to the wall, eliminating the requirement for a silicone joint. All access panels and doors are no longer required and access to the copper pipework is achieved by sliding the unit forward in rails. This is available as a surface mounted unit or fully recessed and for both clinical and non-clinical applications. The unit comes to site completely assembled and pre-plumbed and is available in a range of colours.



Code	Application	Width	Depth
600C/SM	Surface Mounted Clinical Handwash	600mm	180mm
600C/R	Recessed Clinical Handwash	600mm	180mm
600NC/SM	Surface Mounted Non-Clinical Handwash	600mm	180mm
600NC/R	Recessed Non-Clinical Handwash	600mm	180mm

Technical Data

Warranty	10 years from date of purchase
Solid surface	Corian
Pipework	Copper

Installation Requirements

Brackets	Steel support frame included
Plumbing	Connection to 1 ¹ / ₄ " waste outlet required. Installer to provide water supply for taps. See separate datasheet for ONVO sensor or push operated taps.

Related Documents

Installation manual

email: sales@onvouk.com

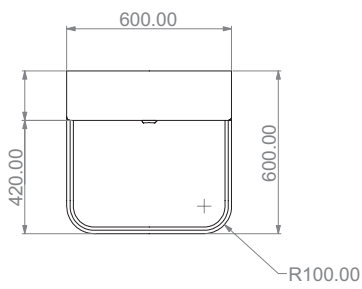
Operation and maintenance manual

email: sales@onvouk.com

Warranty document

email: sales@onvouk.com

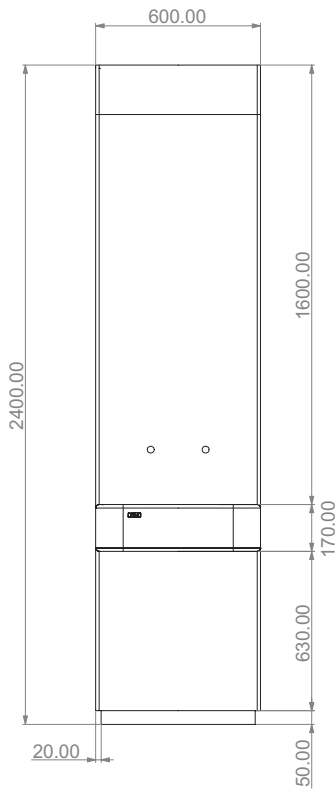
Technical Drawing



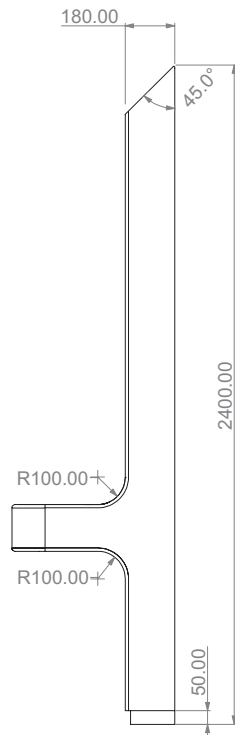
Plan



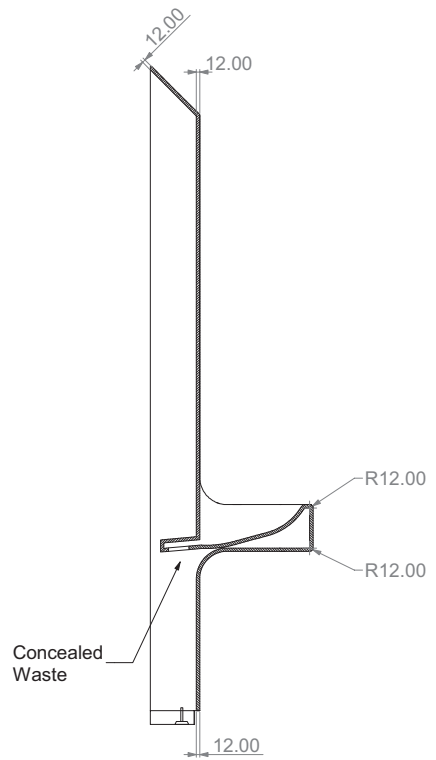
Isometric



Front



Side



Section